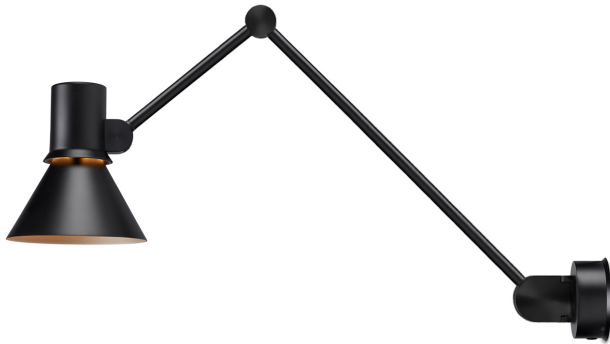


Type 80™ W3

ANGLEPOISE®

Type 80™ Collection | Technical Sheet

Launched In 2021 | Designed by Sir Kenneth Grange



Product

W3 Wall Light - Grey Mist
W3 Wall Light - Matte Black

Description

In addition to the Type 80 signature shade, the W3 wall light has a long extended arm with movable joints at the wall, elbow and the shade to help you direct light where you need it most.

Combined with the Type 80 table and pendant lights it makes a striking statement as a complete collection.

Materials

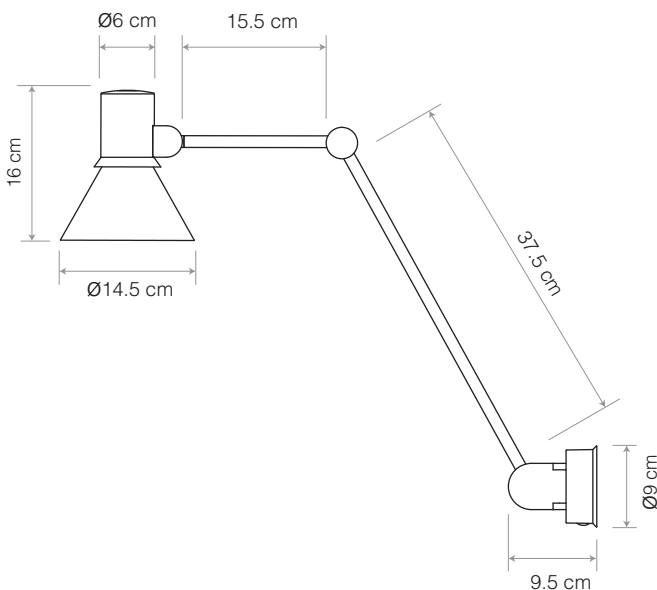
- Matt paint and Anodised Aluminium finish
- Aluminium shade
- Steel Arms
- Anodised machined joints
- Aluminium and Steel wall plate
- IP20 rating

Dimensions

- Shade Diameter: $\varnothing 14.5\text{cm}$
- Shade Height: 16cm
- Wall plate diameter: $\varnothing 9\text{cm}$
- Max Reach: 80cm (from wall to shade)
- Vertical Motion: +/- 65cm (lowest to highest shade position)
- Side to Side: Horizontal movement - +/- 35 deg (Wall joint rotation)
- Lamp Packaging (L x W x H): 88cm x 20cm x 19cm
- Lamp Packaged Weight: 2.3kg

Electrical

- Voltage 220/240V, 50/60Hz
- Class I
- Integrated shade switch
- E27 lamp holder
- Maximum permitted bulb: 10W LED
- Supplied with a compatible 6W LED E27 bulb
 - Luminous Intensity: 600lm
 - Life: 15,000 Hours
 - Non-dimmable
 - Colour Temperature: 2700K
 - CRI (Ra): 80



**For full information on dimensions & reach
- see page 2**



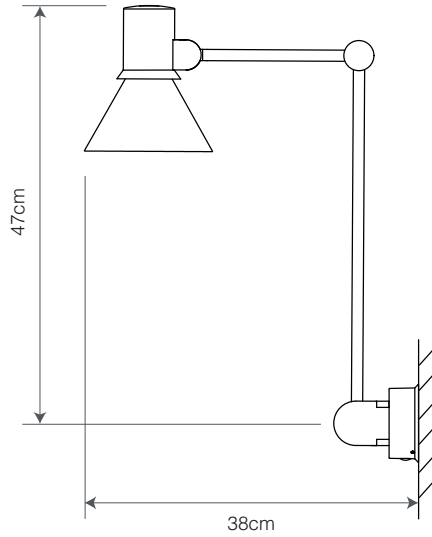
Bulb
included

Type 80™ W3 - Dimensions & Reach

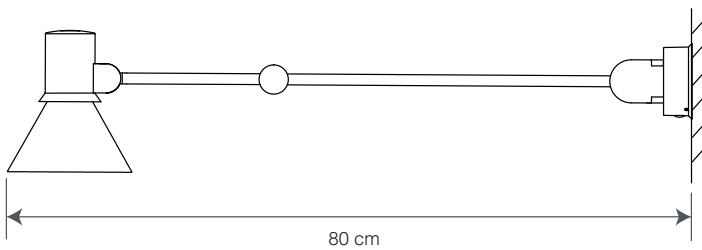
ANGLEPOISE®

Type 80™ Collection | Technical Sheet

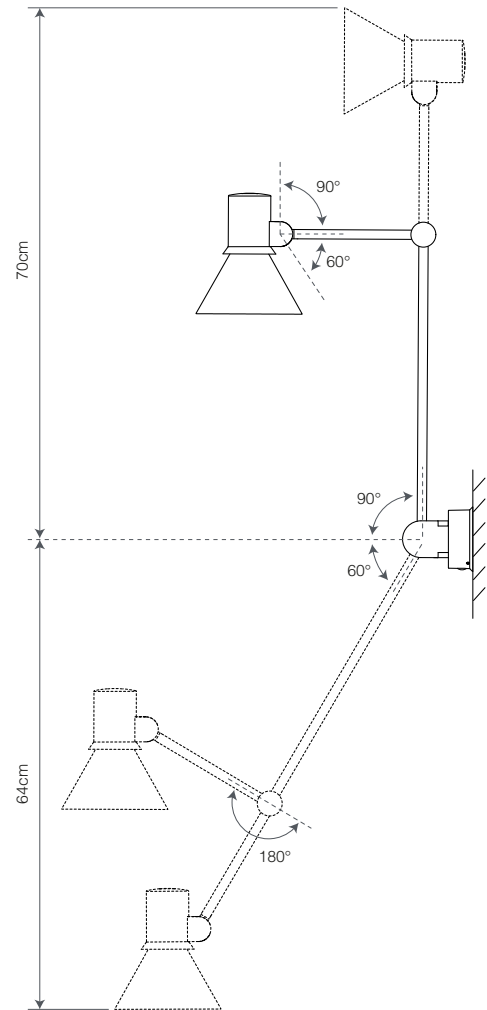
Launched In 2021 | Designed by Sir Kenneth Grange



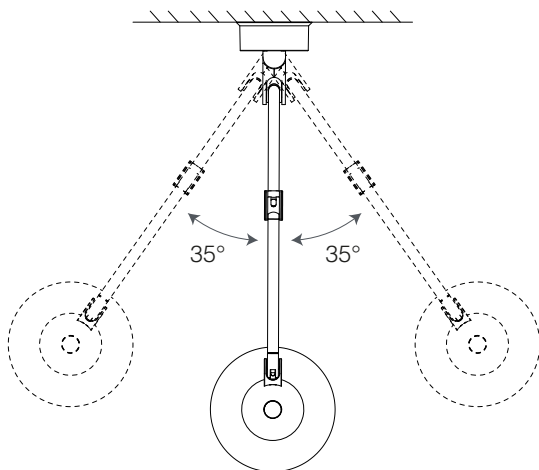
90° Position



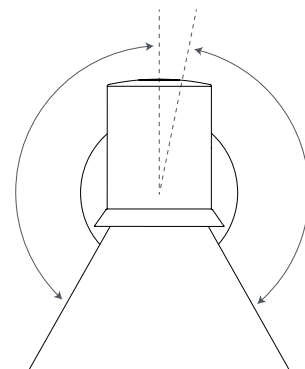
Maximum Horizontal Reach



Angular Motion



Side to Side Horizontal Movement



Shade Rotational Movement

