

# Heracleum III The Big O

BERTJAN POT | POWERED THROUGH ELECTROSANDWICH® BY MARCEL WANDERS



In the Heracleum III The Big O, by Bertjan Pot, the flowering leaves are shaped in a blossoming crown. In the old days, a circular crown was a symbol of power, eternity, and glory. The Heracleum III The Big O adds the beauty of nature and prosperity to that row. Available in two sizes and four colours, this suspended lighting design is suitable for any space and crowns any interior. Like the other designs in the Heracleum family, the lean branches are powered by Electrosandwich, by Marcel Wanders studio. Compatible with our Wireless Wall Switch, for quick and easy dimming that gives you full control over the light output.

## *Detailing*




Heracleum III The Big O is powered by Electrosandwich, a coating of conductive layers on the branches that creates a clean silhouette.


## *Colours*



Copper



Green



Nickel

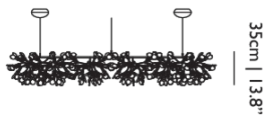


White

# Heracleum III The Big O / Big

## Dimensions

210cm | 82.6"  
160cm | 63.0"



## Product

**WIDTH** 210cm | 82.7"  
**HEIGHT** 35cm | 13.8"  
**DEPTH** 210cm | 82.7"  
**DIAMETER** 210cm | 82.7"

## Packaging

**WIDTH** 115cm | 45.3"  
**HEIGHT** 107cm | 42.1"  
**CUBAGE** 2.93m<sup>3</sup> | 103.64ft<sup>3</sup>  
**LENGTH** 238.5cm | 93.9"  
**WEIGHT** 30kg | 66.14lbs

## Technical CCC

### ADDITIONAL

To use the Wireless Wall Switch with Heracleum The Big O, an additional device in the driver is needed. Please contact our sales department via [sales@moooi.com](mailto:sales@moooi.com) or your Moooi sales representative for advice and support.

### MATERIAL

Metal wire frame, polycarbonate lenses, ultra thin suspension wire

### LIGHTSOURCE TYPE

LED

### LIGHTSOURCE INCLUDED

Yes

### NUMBER OF LIGHTSOURCES

324

### INPUT VOLTAGE

120-250

### FREQUENCY

50/60

### MAX POWER CONSUMPTION

84W

### LAMPHOLDER

LED (Solid state)

### LIFETIME

50000 hours

### CABLE COLOUR

Transparent with tinned cores

### CABLE LENGTH

400cm | 157.5"; 1000cm | 393.7"

### CANOPY

Pebble III Copper Coated, ABS

### CHROM X

0.46

### CHROM Y

0.4

### COLOUR TEMPERATURE

2600 K

### CRI

91

### LIGHT DIRECTION

All directions

### LIGHT OUTPUT

8427 lm

**DIMMING & LIGHTING CONTROL**

DALI dt6, Push / Pulse dim on Line Voltage, Wireless Wall Switch

*See last page for more information about the dimming possibilities.*




---

*Technical CE / cULus*
**ADDITIONAL**

To use the Wireless Wall Switch with Heracleum The Big O, an additional device in the driver is needed. Please contact our sales department via sales@moooi.com or your Moooi sales representative for advice and support.

**MATERIAL**

Metal wire frame, polycarbonate lenses, ultra thin suspension wire

**LIGHTSOURCE TYPE**

LED

**LIGHTSOURCE INCLUDED**

Yes

**NUMBER OF LIGHTSOURCES**

324

**INPUT VOLTAGE**

120-250

**FREQUENCY**

50/60

**MAX POWER CONSUMPTION**

84W

**LAMPHOLDER**

LED (Solid state)

**LIFETIME**

50000 hours

**CABLE COLOUR**

Transparent with tinned cores

**CABLE LENGTH**

400cm | 157.5"; 1000cm | 393.7"

**CANOPY**

Pebble III in matching color

**CHROM X**

0.46

**CHROM Y**

0.4

**COLOUR TEMPERATURE**

2600 K

**CRI**

91

**LIGHT DIRECTION**

All directions

**LIGHT OUTPUT**

8427 lm

**DIMMING & LIGHTING CONTROL**

DALI dt6, Push / Pulse dim on Line Voltage, Wireless Wall Switch

*See last page for more information about the dimming possibilities.*



# Heracleum III The Big O / Small

## Dimensions

160cm | 63"  
101,7cm | 40"



36cm | 14.2"

## Product

**WIDTH** 160cm | 63"  
**HEIGHT** 36cm | 14.2"  
**DEPTH** 160cm | 63"  
**DIAMETER** 160cm | 63"

## Packaging

**WIDTH** 48cm | 18.9"  
**HEIGHT** 157cm | 61.8"  
**CUBAGE** 1.15m<sup>3</sup> | 40.72ft<sup>3</sup>  
**LENGTH** 153cm | 60.2"  
**WEIGHT** 18kg | 39.68lbs

## Technical CE / cULus

### ADDITIONAL

To use the Wireless Wall Switch with Heracleum The Big O, an additional device in the driver is needed. Please contact our sales department via [sales@moooi.com](mailto:sales@moooi.com) or your Moooi sales representative for advice and support.

### MATERIAL

Metal wire frame, polycarbonate lenses, ultra thin suspension wire

### LIGHTSOURCE TYPE

LED

### LIGHTSOURCE INCLUDED

Yes

### NUMBER OF LIGHTSOURCES

90

### INPUT VOLTAGE

120-250

### FREQUENCY

50/60

### MAX POWER CONSUMPTION

32W

### LAMPHOLDER

LED (Solid state)

### LIFETIME

50000 hours

### CABLE COLOUR

Transparent with tinned cores

### CABLE LENGTH

400cm | 157.5"; 1000cm | 393.7"

### CANOPY

Pebble III Copper Coated, ABS

### CHROM X

0.46

### CHROM Y

0.4

### COLOUR TEMPERATURE

2600 K

### CRI

91

### LIGHT DIRECTION

All directions

### LIGHT OUTPUT

2340 lm

**DIMMING & LIGHTING CONTROL**

DALI dt6, Push / Pulse dim on Line Voltage, Wireless  
Wall Switch

*See last page for more information about the dimming possibilities.*



## *Dimming & Lighting Control*

### *DALI dt6*

The luminaire is dimmable by integrating it into a DALI network. This is an universal and professional standard in home automation systems with endless control possibilities and ease. We advise to hire a professional to integrate the luminaire into your DALI network.

Compatible models: Big CCC, Big CE, Big cULus, Small CCC, Small CE, Small cULus

---

### *Push / Pulse dim on Line Voltage*

The luminaire is dimmable by using an external momentary switch or pushbutton switch. The switch is usually mounted on an existing wall socket. In some cases a Phase or Control wire needs to be added to your home's wiring. The switch should be suitable for use with line voltage and of the type 'normal off - momentary on'. The luminaire dims perfectly when the switch makes and holds contact. A short press switches between on and off.

Compatible models: Big CCC, Big CE, Big cULus, Small CCC, Small CE, Small cULus

---

### *Wireless Wall Switch*

With our Wireless Wall Switch, you'll have full control over your Moooi lighting design with one touch. Our Wireless Wall Switch comprises two components, a wall switch and radio device to put in the canopy of your Moooi lighting design. Since the Big O have two canopies, an additional Casambi Ready Internal Antenna is necessary for the Heracleum III Big O. Please contact our sales department for more information. The wall switch can be integrated in System 55 or Decora style wall switches. The Wireless Wall Switch communicates via Bluetooth with the Casambi Ready Internal Antenna in the luminaires canopy. Within moments you can enjoy full and fluent dimming, all the way to dark.

Compatible models: Big CCC, Big CE, Big cULus, Small CCC, Small CE, Small cULus

---