

FLOS

F1312000 Primer

Camouflage 140 mm Primer

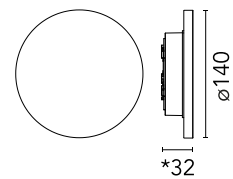
Designed by Piero Lissoni



24V remote power supply to be ordered separately. Includes power cable of 100 mm. The power supply can be installed remotely (installation box not required) or housed at the back of the luminaire in the optional installation box.

Are you a professional and your project needs consulting and support?

[BOOK AN APPOINTMENT](#)



*Concrete, crema d'orcina, basaltina H = 35 mm

Main specifications

Mounting	Wall surface
Environments	Outdoor wet location
LED type	Power LED
Lamp category	LED
Iicos	No
Power (W)	8
System flux (lm)	579


Physical

Colour	Primer
Trim	No
Orientation	Fixed
Net weight (kg)	0.45
IP internal	65

Download

[Mounting instructions](#)  ZIP

Photometric Files

[LDT / IES](#)  ZIP

Technical Drawings

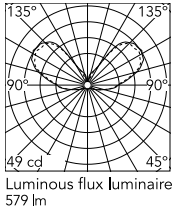
[2D](#)  ZIP

[3D](#)  ZIP

[Bim](#)  ZIP



Schematic light drawing



Ecodesign and Energy Labelling

This product contains a light source of energy efficiency class F



Replaceable (LED only)
light source by a
professional

Photometric

Lighting type	Direct
Light distribution	Symmetric
CCT (K)	4000
CRI>	80
Beam angle C0-180 (°)	157
Beam angle C90-270 (°)	157

Electrical

Insulation class	III
Frequency (Hz)	50-60
Main voltage (Vac)	24
Driver	Remote excluded
Dimmable	Yes
Dimming type	Non Dimmable, Dimmable 1-10V, Dimmable DALI 1
Emergency type	No

Notes

We recommend using a connection system with a degree of protection greater than or equal to the degree of protection of the luminaire.

During the installation and the maintenance of the fixtures it is important to be careful and avoid damages on the coating.

For LED fixtures, there is evidence that most of the damages are connected to electrical effects related to the insulations, which cause destructive electrical discharges

These effects are frequently caused by:

- over voltage coming from the mains' network where fixture is connected.
- electrostatic discharge (ESD) coming from the environment.

The use of a protective device against the overvoltage on the electrical installation is warmly suggest this helps to reduce the intensity of some of these phenomenon and prevent irreversible damages. The selection of the type of device to be used must be adjust on the electrical plant.

Accessories & Power Supply



REQUIRED
Accessory

F1318000

Box for installation for
Camouflage Ø 140mm



REQUIRED
Power supply

RF25752

Power supply 24Vdc 20W / 220-
240V IP67 Class II selv. Non
Dimmable



REQUIRED
Power supply

RF25747

Power supply 24V 10W / 110-
240V IP20 Class II selv. Non
Dimmable



REQUIRED
Power supply

RF25750

Power supply 24Vdc 17W / 110-
240V (15W@110V) IP20 Class II
selv. Dimmable Push-Dimm Or
1.10V



REQUIRED
Power supply

RF25748

Power supply dual function Vout
24Vdc: 8W/100÷240V Iout
350ma: 6x1W/100÷240V IP65
Class II selv. Non Dimmable



REQUIRED
Power supply

F990B23AZ00

Power supply 24Vdc 35W / 120-
270V IP67 Class II selv.



REQUIRED
Power supply

RF26387A

Power supply 24Vdc 20W / 110-
240Vdc (15W@110V) IP67 Class
II selv. Dimmable DALI



REQUIRED
Power supply

F990B27A000

Power supply 24Vdc 70W / 220-
240V IP67 Class I selv. Non
Dimmable



REQUIRED
Power supply

F990B28A000

Power supply 24Vdc 50W / 220-
240V IP67 Class I selv. Non
Dimmable



REQUIRED
Power supply

F990B29A000

Power supply 24Vdc 100W /
220-240V IP67 Class I selv.Non
Dimmable